

V i T A L®

Canon
CANON GROUP

EasyViz 7.7

About box

July 12, 2019

Revision 1.10

Document ID: 2017.03.007


Prepared By: Vital Images

Form # 2019.06.011-20190619-v1

EasyViz 7.7 About box

Preferences ? X


Login Other About


 Vital Images A/S
Krumtappen 4, Etage 3
DK-2500 Valby, Denmark
+45 4650444
www.vitalimages.com
info@vitalimages.com
+1-844-527-6748
community.karoshealth.com

LOT EasyViz 7.7.0-76.final
2019-07-11

Intended Use

EasyViz is a diagnostic application for primary diagnosis and clinical review of the following types of digital radiology images: CR, CT, MR, US, SC, XA, RF, DX, MG, IO, PT, NM, ES, GM, SM, XC, VL and OP.

 Users should consult the user manual for instructions on proper use.

 Users should consult the user manual for warnings and cautions.

Australian Sponsor: EasyViz: ARTG 296214
Canon Medical Systems ANZ Pty Limited
Level 2, Building C
12-24 Talavera Road
North Ryde NSW 2113
Australia

Canon Medical Systems ANZ Pty Limited is the authorized sponsor in Australia and acts on behalf of Vital ImagesA/S in the communication of safety-related incidents and regulatory matters with Therapeutic Goods Administration in Australia. Distributors are still the first line of communication with their customers regarding service and complaints.

Copyright 2000-2019 Vital Images Incorporated

This computer program is protected by copyright law and international treaties. Unauthorized reproduction or distribution of this program, or any portion of it, may result in severe civil and criminal penalties, and will be prosecuted to the maximum extent of the law.

EasyViz
ID: 9d1dbf232f45283faa97970fb904ace4f9679299
Unique Device Identifier (UDI): 00628105001779

CE 0413

Test connection OK Cancel